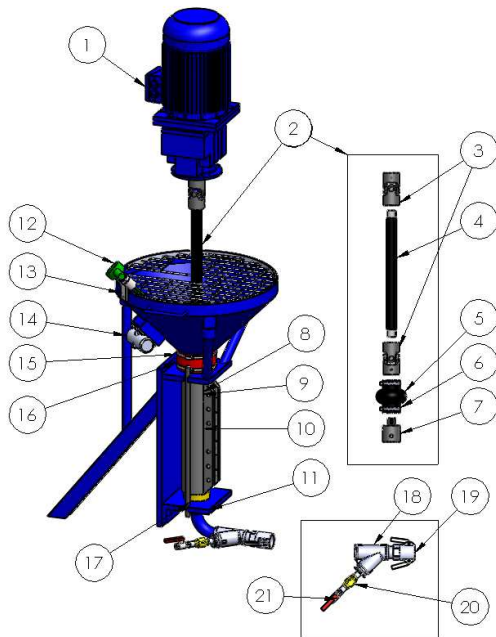
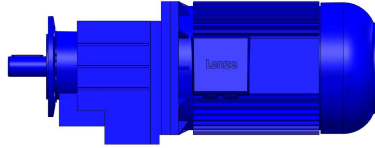












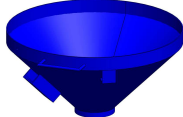
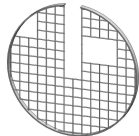









**Ersatzteilliste**

Förderpumpe



| Pos. Nr | Art.-Nr.         | Bezeichnung                        | Maße/Werte       | Abbildung   |
|---------|------------------|------------------------------------|------------------|---|
| 1       | 100164           | Motor<br>electric gear motor       | 7,5 kW           |   |
| 2       | 100119           | Antriebswelle<br>drive shaft       |                  |   |
| 3       | 100154           | Wellenkreuzgelenk<br>cardan joint  | 30x63x130        |   |
| 4       | 100156           | Antriebswelle<br>drive shaft       | 510 x35          |   |
| 5       | 100155           | Gummimanschette<br>rubber collar   | 65x130           |  |
| 6       | 100321           | Edelstahlklemme<br>clamp           | 58-75 mm         |   |
| 7       | 100153           | Spannkupplung<br>clamping coupling |                  |   |
| 8       | 100151<br>100165 | Stator<br>stator                   | 2L6<br>2L6 Super |   |
| 9       | 100152<br>100166 | Rotor<br>rotor                     | 2L6<br>2L6 Super |   |

|    |  |  |   |  |
|----|--|--|---|--|
| 10 | 100150   | Spannmantel<br><i>clamping jacket</i>  | 2L6   |    |
| 11 | 100160   | Pumpenflansch<br><i>pump flange</i>  |   |    |
| 12 | 100162   | Dreistabsonde<br><i>filling level sensor</i>                                   | 300 mm  |    |
| 12 | 100465   | Halter für<br>Dreistabsonde<br><i>holder</i>                                   |   |   |
| 13 | 300102   | Pumpentrichter<br><i>hopper</i>  |   |    |
| 13 | 100417   | Schutzgitter<br><i>Steel mesh guard</i>  |   |    |
| 13 | 100161   | Gummipuffer<br><i>rubber damper</i>  | 40x40x8   |  |
| 14 | 100159   | Außenrüttler<br><i>vibrator</i>  | 220 V   |  |
| 15 | 100157   | Gummimanschette<br><i>rubber collar</i>  | 145x80  |  |
| 16 | 100158   | Edelstahlklemme<br><i>clamp</i>  | 140-160   |  |
| 17 | 100163   | Zugbolzen<br><i>pullbolt</i>   | M 16x700  |  |
| 18 | 100301   | T-Stück 45°<br>T- piece 45°  | 1 1/2"  |  |
| 19 | 100271<br>100272<br>100273<br>100274<br>100275 | Mutterteil mit<br>Innengewinde<br><br><i>femalepart with female<br/>thread</i> | 35 1"<br>35 1 1/4"<br>35 1 1/2"<br>50 2"<br>50 2 1/2" |  |

|    |                                      |  |  |  |
|----|--------------------------------------|--|--|--|
| 20 | 100173                               | Rückschlagventil<br><i>non-return valve</i>                                      | 1/2"                                   |    |
| 21 | 100174                               | Absperrhahn<br><i>ball valve</i>   | 1/2"                                   |    |
|    | 100290<br>100309<br>100312           | Spritzgerät komplett<br><i>spray gun complete</i>                                | 200 mm<br>600 mm<br>1800 mm            |    |
|    | 100293<br>100294<br>100185           | Gewinderohr 1"<br><i>thread tube 1"</i>  | 200 mm<br>600 mm<br>1800 mm            |    |
|    | 100226                               | GeKa-Kupplung<br><i>GeKa-coupling</i>  | 3/8" AG                                |    |
|    | 100292                               | Spritzkopf<br><i>spray head</i>  | gekröpft<br>30°<br>cranked<br>30°      |    |
|    | 100291                               | Spritzkopf<br><i>Spray head</i>  | Gerade<br>straight                     |  |
|    | 100295                               | Absperrhahn<br><i>ball valve</i>   | 3/8"                                   |  |
|    | 100289<br>100297                     | Feinputzdüse<br><i>fine plast. nozzle</i>  | 12 mm<br>14 mm                         |  |
|    | 100171<br>100172                     | Schlauchschelle<br><i>clamp</i>  | 44-56 mm<br>11-17 mm                   |  |
|    | 100263<br>100264                     | Mutterteil mit<br>Innengewinde 1"<br><i>femalepart with female<br/>thread 1"</i> | 25/25<br>25/27                         |  |
|    | 100277                               | Nockenhebel<br><i>cam lever</i>  | 25-35                                  |  |
|    | 100296                               | Luftdüsenrohr<br><i>air nozzle pipe</i>  | 130 mm                                 |  |
|    | 100280<br>100281<br>100282<br>100283 | Dichtring<br><i>packing ring</i>   | NW 25/25<br>NW 25/27<br>NW 35<br>NW 50 |  |

|                            |   |                      |  |
|----------------------------|---|----------------------|--|
| 100299<br>100313<br>100300 | Breitbandschelle<br><i>clamp</i>  | 25er<br>27er<br>35er |  |
| 100302                     | Doppelnippel<br><i>double nipple</i>  | 1 1/2"               |  |
| 100244                     | Kupplung V-Teil mit<br>Drehdurchführung<br><i>coupling V-piece with<br/>turning guide</i> | 27 er                |  |
| 100135                     | Schutzkorb<br><i>safeguard</i>  |                      |  |
| 100310                     | Förderschlauch  | 35x7                 |  |
| 100311                     | Förderschlauch  | 25x7                 |  |